

Model	Output Current	Input Current	Input Power	Output Power Range	PF	Efficiency (typical)	Output Voltage	No load Voltage
LC40W200-350NS	200mA	0.24A	45W	8-40.0W	0.95	93.0%	40-200V	250V
	250mA			10-40.0W		92.5%	40-160V	
	300mA			12-40.5W		92.0%	40-135V	
	350mA			14-40.3W		91.5%	40-115V	

* Test result @230V, 50Hz, Full Load.

1. Parameters

category	Item	Technical Norm
Features	Output Type	Constant Current
	Output Features	Non-isolation
	IP Grade	IP20
	Insulation Class	Class I
Input	Rated Input Voltage	220-240V
	Range of Input Voltage	198-264VAC or 198-280VDC
	Frequency	0/50-60Hz
	Power Factor	≥0.95 (230VAC, full Load)
	THD	≤15%(230VAC, full Load)
	No-load Power Consumption	≤0.5W @230VAC
Output	Current Accuracy	±5%
	Max. Output Voltage	250V
	Started Delay Time	≤0.5S (230VAC, full load)
	Current Ripple(< 120 Hz)	±5% (Imax-Imin) / (Imax+Imin)
	PstLM	≤1
	SVM	≤0.4
	Emergency output coefficient	1
Protection	Short Circuit Protection	Auto Recovery
	Overload Protection	Auto Recovery
	No-load Protection	/

	Over-temperature protection	Auto Recovery
	Insulation voltage	O/P to PE , 1.75KVac/1min I/P to PE , 1.75KVac/1min
	Insulation resistance	>100M ohm @ 500VDC
	Leakage current	I/P to O/P <0.7mA
Environment	Ta/Operation Temperature	-20...+65°C
	Ts/Storage Temperature	-30....+85°C
	Tc/Enclosure Temperature	90°C
	Humidity	10%....90%RH
	Atmosphere	86-108KPa
Construction	Connection Method	Push-in Terminal
	Installation	Built-in
	PRI Wire preparation	0.75-1.5 [□]
	SEC Wire preparation	0.5-1.5 [□]
	Dimension	165*30*21mm (L*W*H)
Standards	Certification	CCC、CE、ENEC、EAC、UKCA、SAA
	Safety Standards	EN 61347-1:2015/A1:2021 EN 61347-2-13:2014/A1:2017 EN IEC 62384:2020 EN 62493:2015 AS61347.2.13:2018 AS/NZS61347.1:2016 Inc A1 BS EN 61347-1:2015/A1:2021 BS EN 61347-2-13:2014/A1:2017 BS EN 62493:2015 BS EN IEC 62384:2020
	EMC Standards	EN IEC 55015:2019 EN IEC 55015:2019/A11:2020 EN IEC 61000-3-2:2019/A1:2021 EN 61000-3-3:2013/A2:2021 EN 61547:2009
	Performance	EN62384:2020
	Surge	L-N:1KV; L/N-PE:2KV;
	Others	RoHS
	Life Time	50000h @Tc=90°C
	Warranty	5years
	Noise	≤ 24dB @Background noise ≤18dB ,Interval≥15cm
<p>Remark:</p> <p>1.All Parameters, if not specified, are measured at 230VAC/50Hz and 25°C ambient temperature.</p> <p>2.LED Driver is a component of the luminaires. Luminaires and wire layout will affect the EMC, please check the EMC with end products again.</p>		


2. Output Current Setting

Output Current	Dial 1	Dial 2
350mA	ON	ON
300mA	OFF	ON
250mA	ON	OFF
200mA	OFF	OFF

3. Connected quantities of different current Breaker

TYPE	Connected quantities of different current Breaker						Input Voltage	Inrush Current	Time
	current (A)	10	13	16	20	25			
	Installation wire diameter	1.5mm ²	2.5mm ²	2.5mm ²	4mm ²	4mm ²			
TYPE B		15	20	24	30	38	@230VAC	40	150μs
TYPE C		24	31	38	48	60			
TYPE D		38	50	61	77	96			

4. Label



KGP Electronics GmbH
Hueckstraße 19
DE-58511 Lüdenscheid

LED Driver
LC40W200-350NS

Constant Current Type For LED modules only Made in China

PIN1	PIN2	I _{rated} [mA]	P _{rated} [W]	U _{rated} [V]	U _N / f _N	I _N [A]	ta [°C]	λ
OFF	OFF	200	40.0	40-200	220-240V 0/50-60Hz	0.24	-20...+65	0.95
ON	OFF	250	40.0	40-160				
OFF	ON	300	40.5	40-135				
ON	ON	350	40.3	40-115				

U_{out} : Max.250VDC


tc=90°C

wire preparation

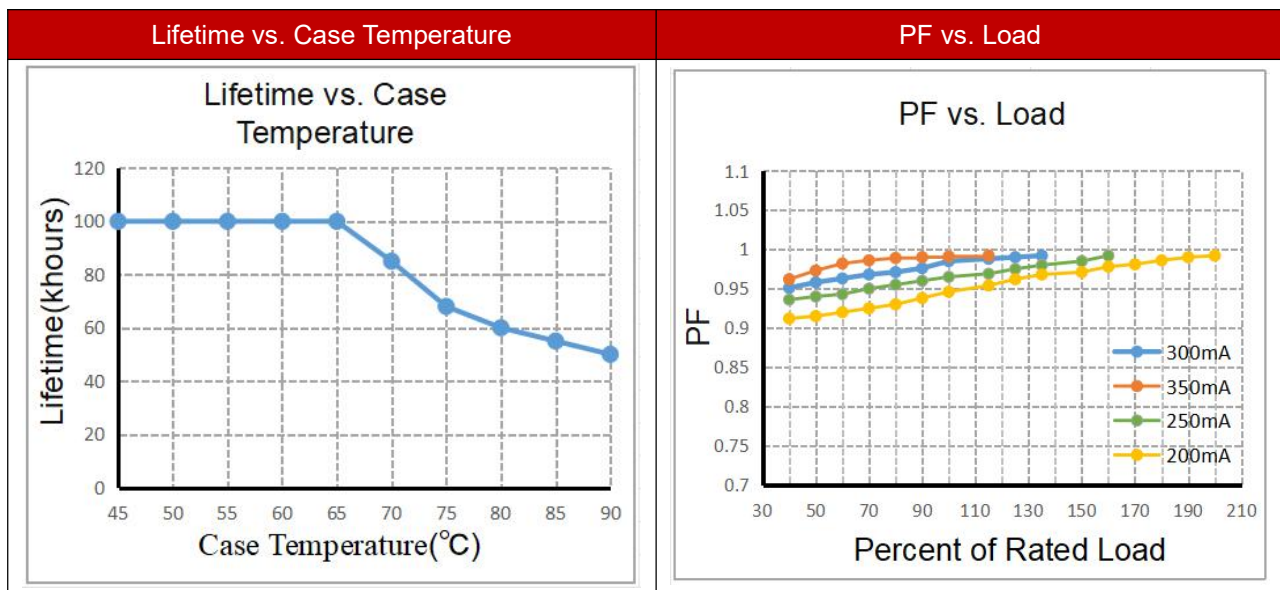
8mm wire 0.5-1.5

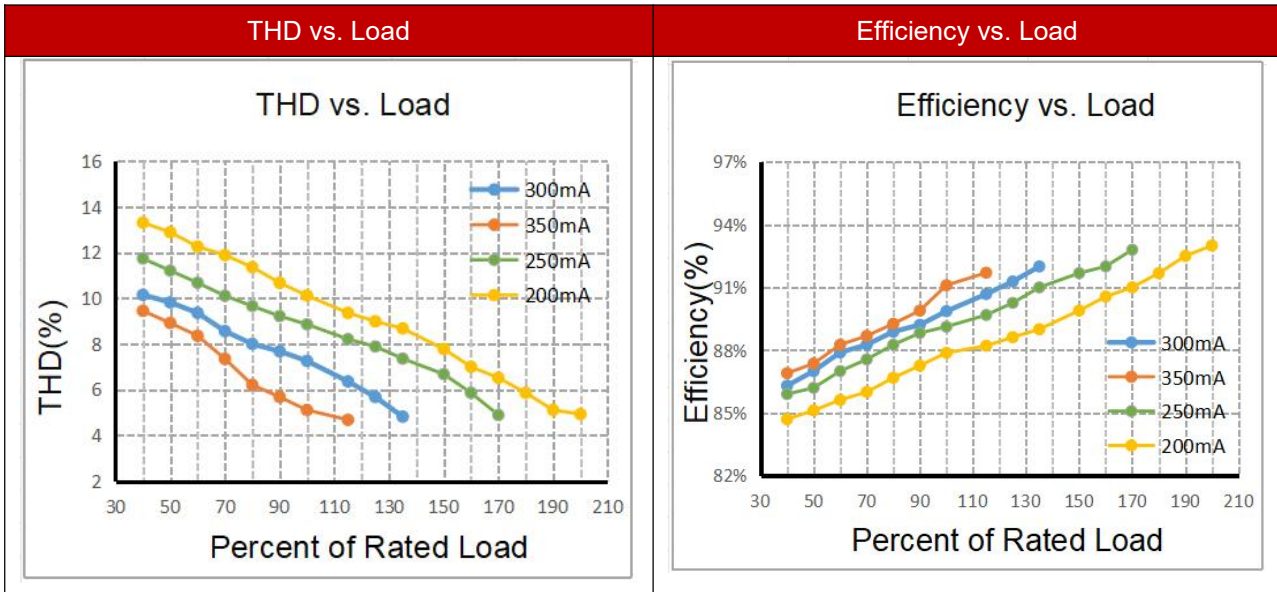
Output + -

OFF-ON

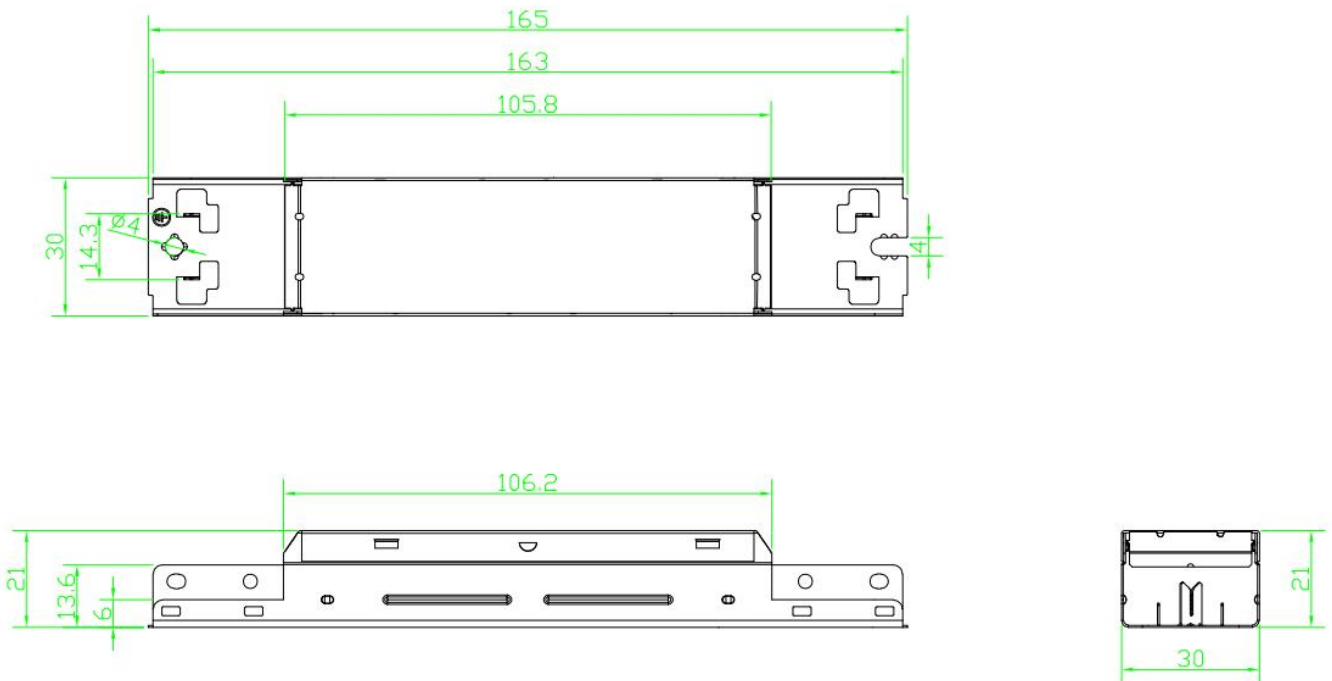


5. Electrical values





6. Dimension (Unit: mm)



7. Packing information

Carton L*W*H(mm)	Pcs/Carton	Net weight/ Pcs(kg)	Net weight/ Carton(kg)	Gross weight / Carton(kg)
L375*W245*H220	110	0.915	10.07	10.51

8. Wiring Diagram



9. Wiring instructions

- All connections must be kept as short as possible to ensure good EMI behaviour
- Mains leads should be kept apart from LED Driver and other leads (ideally 5 – 10 cm distance)
- Advice the maximum length of output wires is 3 m
- Secondary switching is not permitted (Except for constant voltage)
- Incorrect wiring can damage LED modules.
- The wiring must be protected against short circuits to earth (sharp edged metals parts, metal cable clips, louver, etc.)
- The lamp controlgear relies upon the luminaire enclosure for protection against accidental contact with live parts.

10. REVISION HISTORY

DATE	REV.	REMARK
2024-11-1	V1.0	Initial release.