

## 150W, 120-277Vac Input, Ultra High Temperature Long Life LED Driver

### Product Datasheet



The global certified BLD-150-C is a dual stage high efficiency smart LED driver for HOT environment usage. 10kV surge protection level, 100khour long life and 5-year warranty provide high confidence to luminaire users. It supports not only traditional 4-in-1 control, but also DALI2.0 and other smart protocols. All around protections including digital OTP (internal and external by NTC) with auto-recovery secure 24hour non-stop operation for luminaires.

- Steel Plant
- Special Hot Area



- Features ..... 2
- Model List .....2
- Technical Data ..... 3
- Safety/EMC Compliance ..... 4
- Dimming .....4
- Programming ..... 6
- Lifetime vs. Case Temperature ..... 8
- Power Factor vs. Load ..... 8
- THD vs. Load .....9
- Efficiency vs. Load ..... 9
- Inrush Current ..... 11
- Dielectric Strength ..... 11
- Tc Point ..... 12
- Packaging Information ..... 12
- Mechanical Design ..... 13
- Revision History ..... 18

### 150W, 120-277Vac Input, Ultra High Temperature Long Life LED Driver

#### ■ Features

- Supply Voltage: 90-305Vac
- Great Surge Immunity 10kV
- Tamax=80°C (Customizable to 85°C)
- 40,000Hour Life @ Tc=90°C
- 5 Year Warranty
- +/-2% Output Current Accuracy
- Isolated 0-10V/PWM/Time/DALI2.0/DMX/RDM Dimmable
- Dim Off with 0.5W Standby Power
- 12V 300mA Auxiliary Power
- Class II Model Available
- UL Class P, Class 2
- ENEC/CB/CCC SELV Output
- Global Certified Model Available
- Safety according to EN 61347-1, 61347-2-3, 61347-2-13, 62384

#### ■ Model List

Model Number	Input Voltage Range	Output Power	Output Voltage	Full Power Settable Current Min	Full Power Settable Current Max
BLD-150-C105-XYZ	90 ~ 305 Vac	150 W	86-143Vdc	1050mA	1050mA
BLD-150-C140-XYZ	90 ~ 305 Vac	150 W	64-107Vdc	1400mA	1400mA
BLD-150-C210-XYZ	90 ~ 305 Vac	150 W	43-71Vdc	2100mA	2100mA

XY=	Dimming Method	Programmable	12Vaux	Dim-off
NN	-	-	-	-
DN	0-10V/PWM/Time	Cable	-	No Dim-off as default status, programmed to have Dim-off
EN	0-10V/PWM/Time	Cable	300mA	√
TR	Time/Set Current	NFC Wireless	-	-
DR	0-10V/PWM/Time	NFC Wireless	-	No Dim-off as default status, programmed to have Dim-off
ER	0-10V/PWM/Time	NFC Wireless	300mA	√
AR	DALI2.0	NFC Wireless	-	√
MR	DMX512 + RDM	NFC Wireless	-	√

Z=	U	V	S	S-GLB000	W	D
Input Cable	3 pin UL cable with ground	3 pin UL cable with ground	3 pin VDE cable with ground	3 pin Global cable with ground	3 pin VDE cable with ground	2 pin VDE cable without ground
Output Cable	2 pin UL cable without ground	3 pin UL cable with ground	2 pin VDE cable without ground	2 pin Global cable with ground	3 pin VDE cable with ground	2 pin VDE cable without ground
Certified Input Voltage Range	UL Listed Class P FCC 120-277Vac	UL Listed Class P FCC 120-277Vac	ENEC CB RCM Class I 220-277Vac	UL Recognized 120-277Vac ENEC CB RCM Class I 220-277Vac	Class I 120-277Vac	ENEC CB Class II 220-277Vac

**150W, 120-277Vac Input, Ultra High Temperature Long Life LED Driver**
**■ Technical Data**

Input Voltage	90~305Vac
Input Frequency	47~63Hz
Power Factor	>0.9@60-100%load, refer to PF vs. Load curve
THD	<15%@60-100%load, refer to THD vs. Load curve
Input Current	1.4Amax@120Vac & Full-Load, 0.75Amax@220Vac & Full-Load
Inrush Current	See Inrush Current Section in the datasheet
Leakage Current	0.75MIU max @277Vac 60Hz, UL8750 0.7mA max @240Vac 50/60Hz, IEC60598-1
Input Under Voltage	Shut down and auto-restart
Surge Protection	Line to line 6kV, line to ground 10kV, IEC 61000-4-5
Current Accuracy	±2%Io for programmable model, ±5%Io for non-programmable model
Ripple Current	Ip-p:5%Io max
Setup Time	1.2s max
Overshoot	10% Io max & LED Load
Output Over Voltage	120% Vomax, typ.
Short Circuit	Auto recovery. The output recovers when short is removed.
Over Temperature	Lower the output current when $T_c \geq 105 \pm 10^\circ\text{C}$ ; Auto Recovery When $T_c \leq 70 \pm 10^\circ\text{C}$
Auxiliary Power (Vaux)	12V+/-5%, 300mA max
Operating Temperature	Case Temperature $T_c = -40^\circ\text{C} \sim +90^\circ\text{C}$ ; 10%RH~100%RH
Storage Temperature	-40°C~+85°C; 5%RH~100%RH
MTBF	≥320,000 hours, 75°C case temperature (MIL-HDBK-217F)
Lifetime	≥100,000 hours, 75°C case temperature, refer to life vs. Tc curve
Case Temperature	90°C max, marked in the Tc point of label
Dimensions	215.0x67.5x38.5 by mm (body), 242.0x67.5x38.5 by mm (endcaps included)
Net Weight	1200g
Packing	20pcs/Carton/22kg, 490 x 370 x 190 by mm

Notes: Unless specified, all the test results are measured in 25°C room temperature.

**150W, 120-277Vac Input, Ultra High Temperature Long Life LED Driver**

### ■ Safety/EMC Compliance

Safety Standards	Description
UL8750	Light emitting diode(LED) equipment for use in lighting products
UL1012/1310	Power units other than class 2 / Class 2 power units
IEC 61347-1	Lamp control gear Part 1: general and safety requirements
IEC 61347-2-13	Lamp control gear Part 2-13: particular requirement for d.c. or a.c. supplied electronic control gear for LED modules
IEC 62384	DC or AC supplied electronic control gear for LED modules - Performance requirements
IEC 55015/FCC Part 15	Conducted emission test & radiated emission test; ANSI C63.4:2009 Class B
IEC 61000-3-2	Harmonic current emissions; Class C
IEC 61000-3-3	Voltage fluctuations & flicker
IEC 61000-4-2	Electrostatic discharge (ESD): 8 kV air discharge, 4 kV contact discharge
IEC 61000-4-3	Radio frequency electromagnetic field susceptibility test (RS)
IEC 61000-4-4	Electrical fast transient (EFT)
IEC 61000-4-5	Surge immunity test
IEC 61000-4-6	Conducted radio frequency disturbances test (CS)
IEC 61000-4-8	Power frequency magnetic field test
IEC 61000-4-11	Voltage dips
IEC 61547	Electromagnetic immunity requirements applies to lighting equipment

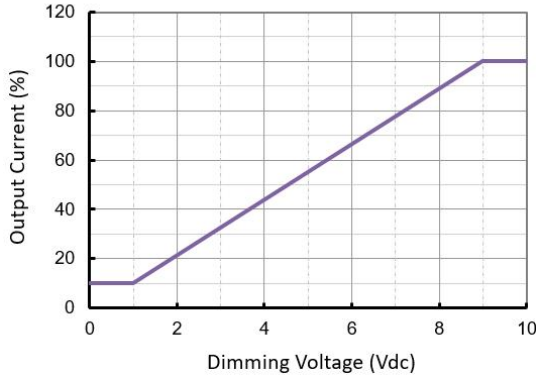
### ■ Dimming

Parameter	Min.	Typ.	Max.
Vdim Sourcing Current	100uA	150uA	200uA
Vdim Allowed Input Voltage	-20 V		20 V
0-10V Dimming Range	10% (Vdim=1V)	Linear	100% (Vdim=9~10V)
PWM Dimming Range	10% (Duty=10%)	Linear	100% (Duty=90-100%)
Default Dim off Threshold	0.4V or 4%	0.5V or 5%	0.6V or 6%
Default Dim off Threshold	0.6V or 6%	0.7V or 7%	0.8V or 8%
PWM High	3.8V		9V
PWM Low	0V		0.6V
PWM Frequency	300Hz		2kHz
DALI Interface Standard	IEC62386, part 101,102,207		
DA1,DA2 High Level	9.5	16	22.5
DA1,DA2 Low Level	-6.5	0	6.5
DA1,DA2 Current	0		2mA
DMX+ & DMX- Voltage	-6V		6V
DMX to Ground Resistance	25Mohm		
Logic 0/1 (DMX+ to DMX-) Threshold		0.2V	
Communication Baud Rate		250kbps	

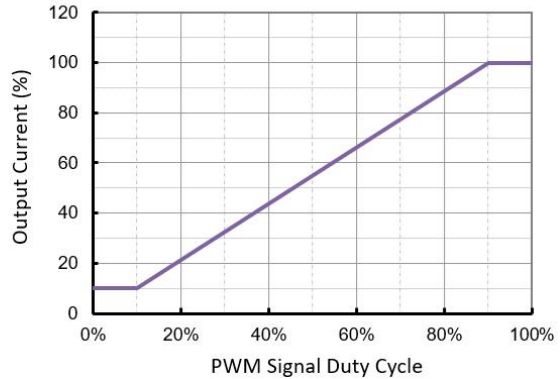
150W, 120-277Vac Input, Ultra High Temperature Long Life LED Driver

- **Default Dimming Curves**
- a. **0-10V dimming without dim-off**

0-10V Dimming Curve

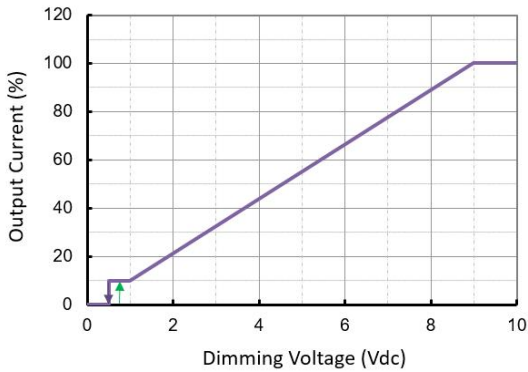


PWM Dimming Curve

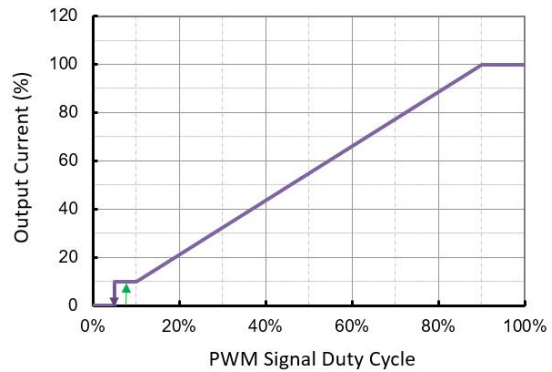


- b. **0-10V dimming with dim-off**

0-10V Dimming Curve with Dim Off

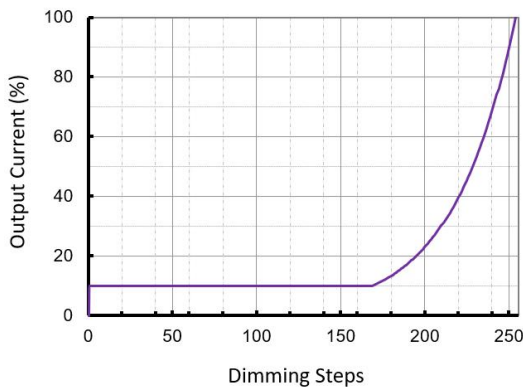


PWM Dimming Curve

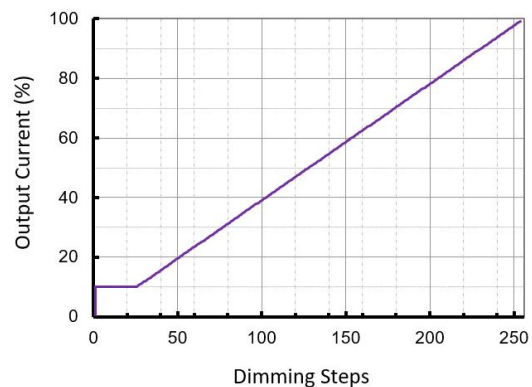


- c. **DALI and DMX dimming curves**

DALI Dimming Curve



DMX/RDM Dimming Curve



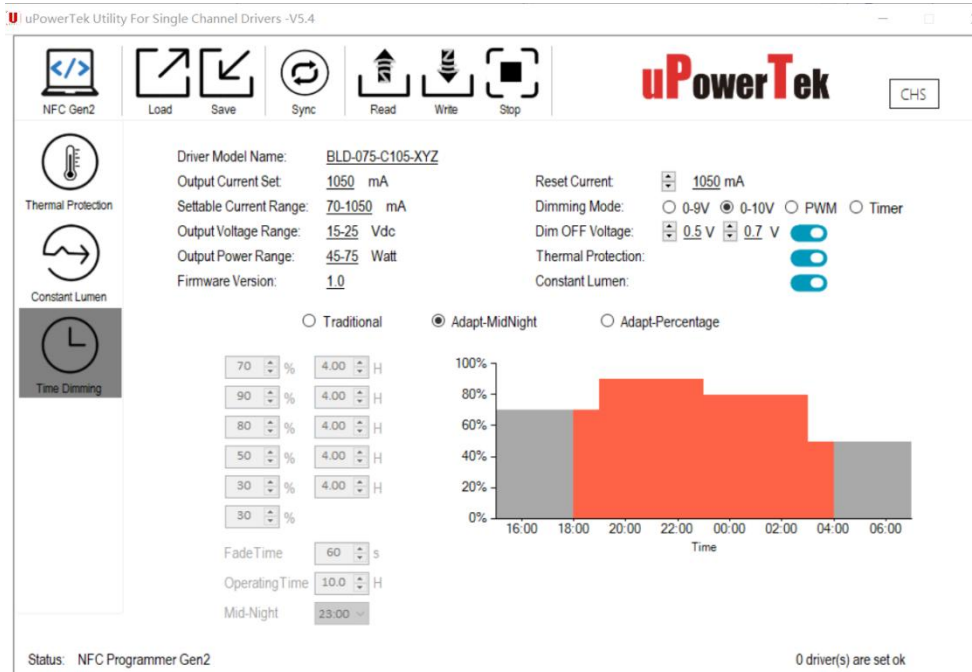
Note: Both DALI and DMX dimming curves can be customized to be linear or logarithmic as default.

## 150W, 120-277Vac Input, Ultra High Temperature Long Life LED Driver

### ■ Programming

#### - Programmable Functions

uPowerTek LED drivers offer a range of configurable functions to meet specific lighting requirements. The Output Current, Dimming Mode, Dim Off/On Voltage Threshold, and Timer Dimming can be set as basic programming functions. Constant Lumen Output (CLO) can also be customized to ensure consistent light performance. Additionally, depending on the different product model numbers, users can benefit from programming Thermal Protection by external NTC (with extra cable), DALI/D4i Features, and DMX addressing.



uPowreTek Programming Software Interface

#### - Required Equipment

To program uPowerTek LED drivers, users will need specific equipment based on their preferred method. For wired programming, the uPowerTek Cable Programmer is essential. For NFC wireless programming, users can use a smartphone with either IOS or Android, the uPowerTek NFC Programmer, or the FEIG NFC Programmers. These tools ensure a seamless and efficient setup process, realizing precise customization of the LED driver settings.



Cable Programmer



NFC Programmer V1



NFC Programmer V2



FEIG NFC Programmer



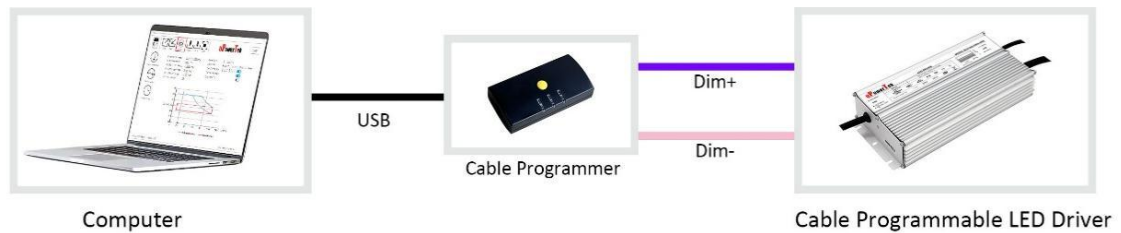
Android or iPhone

## 150W, 120-277Vac Input, Ultra High Temperature Long Life LED Driver

### - Connection Guide

This guide provides simple connection diagrams to help users understand the programming system. For more detailed operating instructions, including step-by-step procedures and additional configurations, please visit our website. You can download the comprehensive user manual and necessary software from the following link:

<https://www.upowertek.com/download-2/>.



Wired Programming

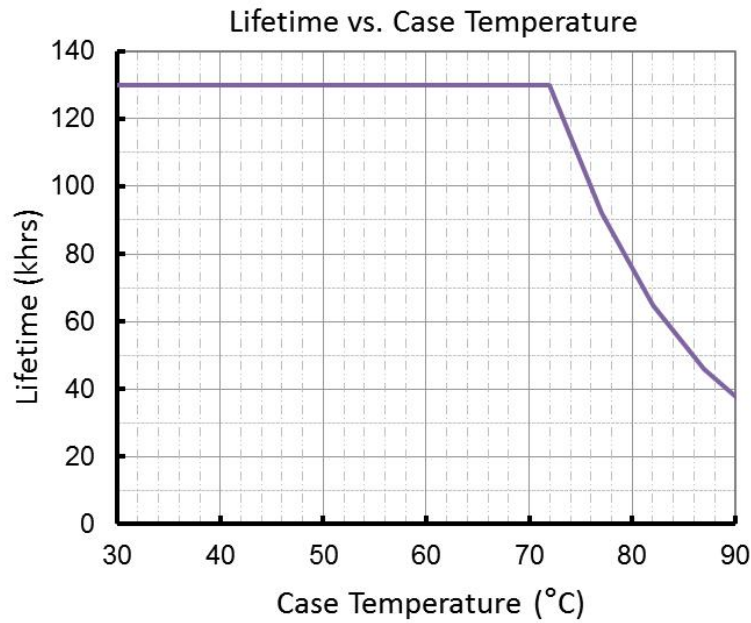


Wireless Programming



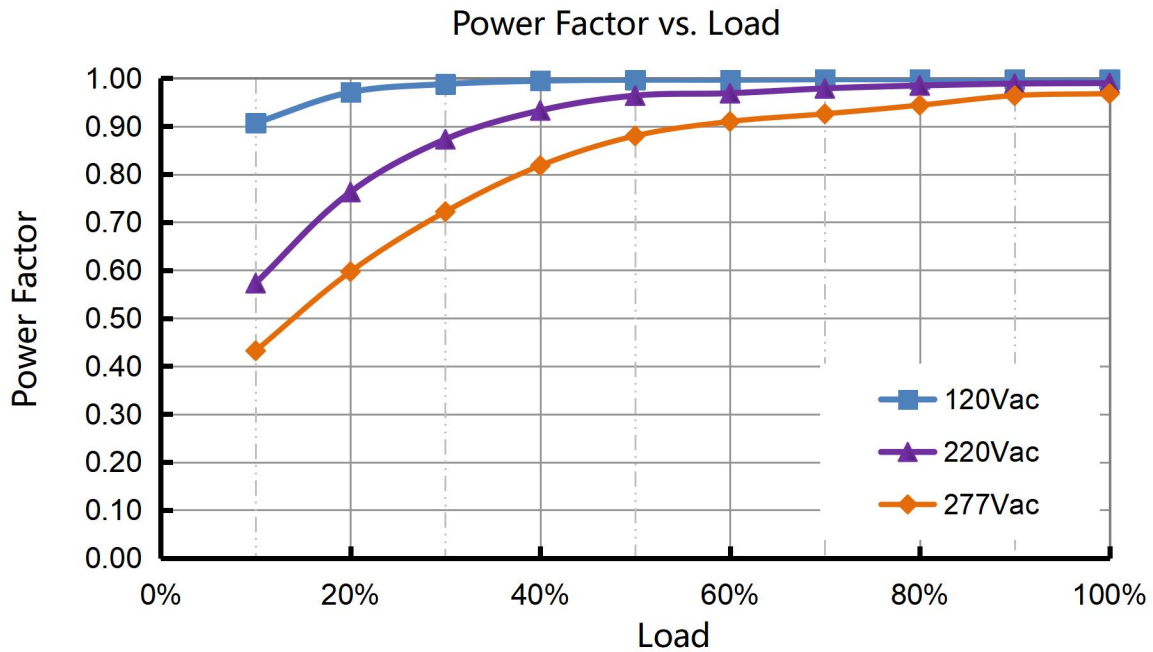
Cellphone Programming

■ Lifetime vs. Case Temperature

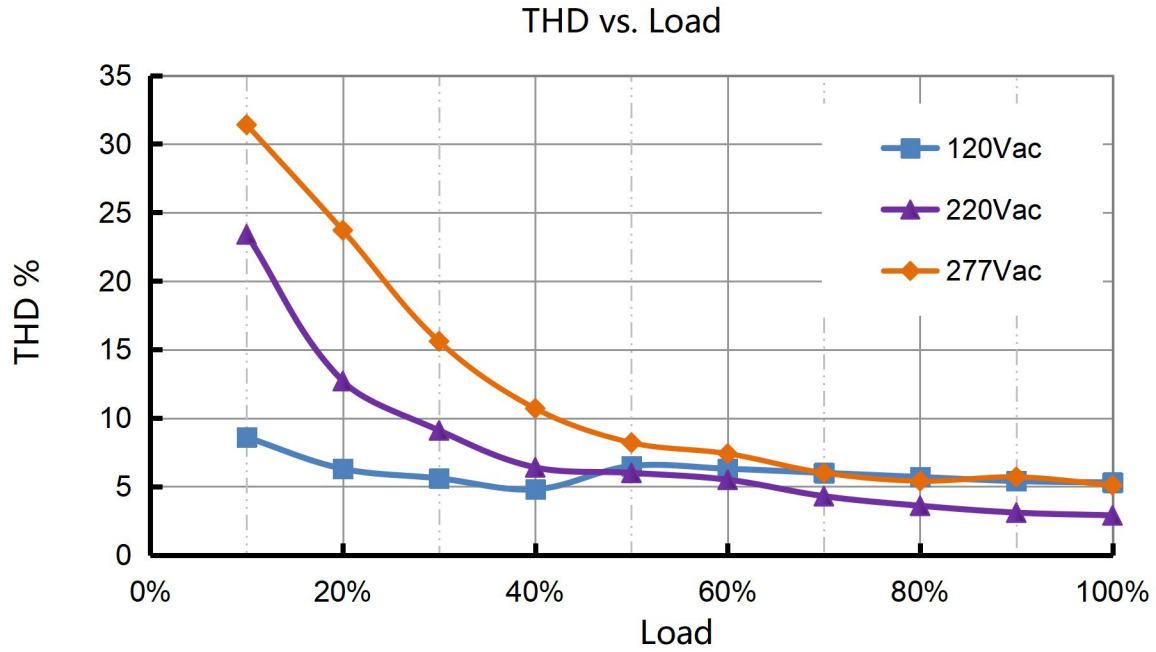


(End of Life: Maximum Failure Rate=10%)

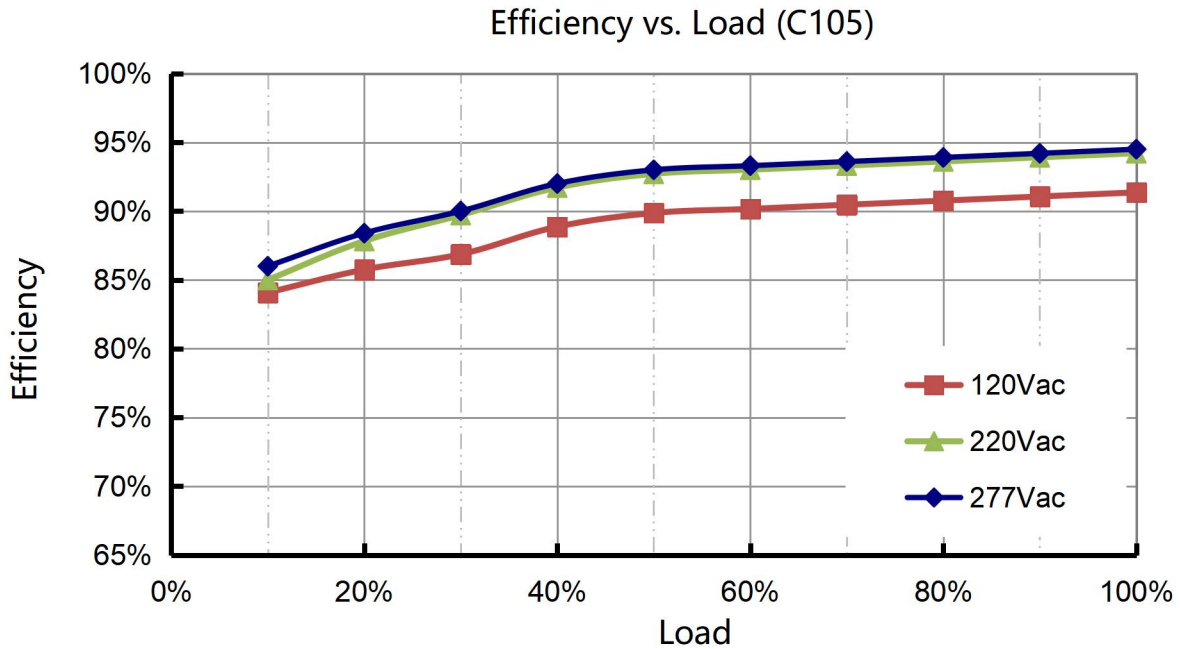
■ Power Factor vs. Load



■ THD vs. Load

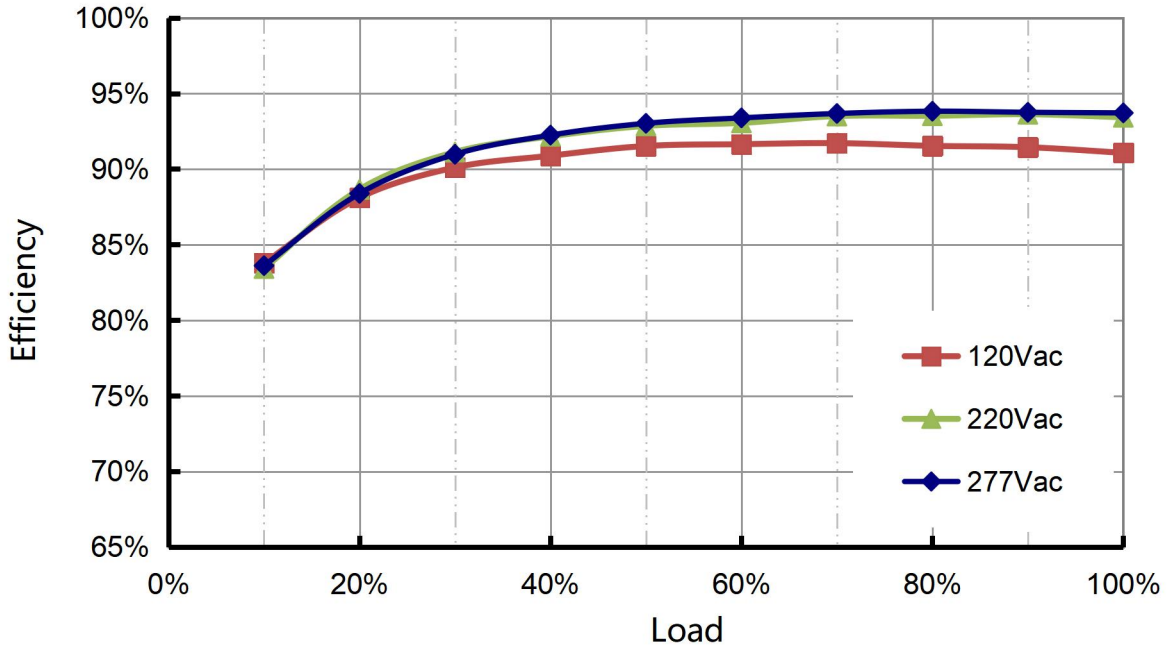


■ Efficiency vs. Load

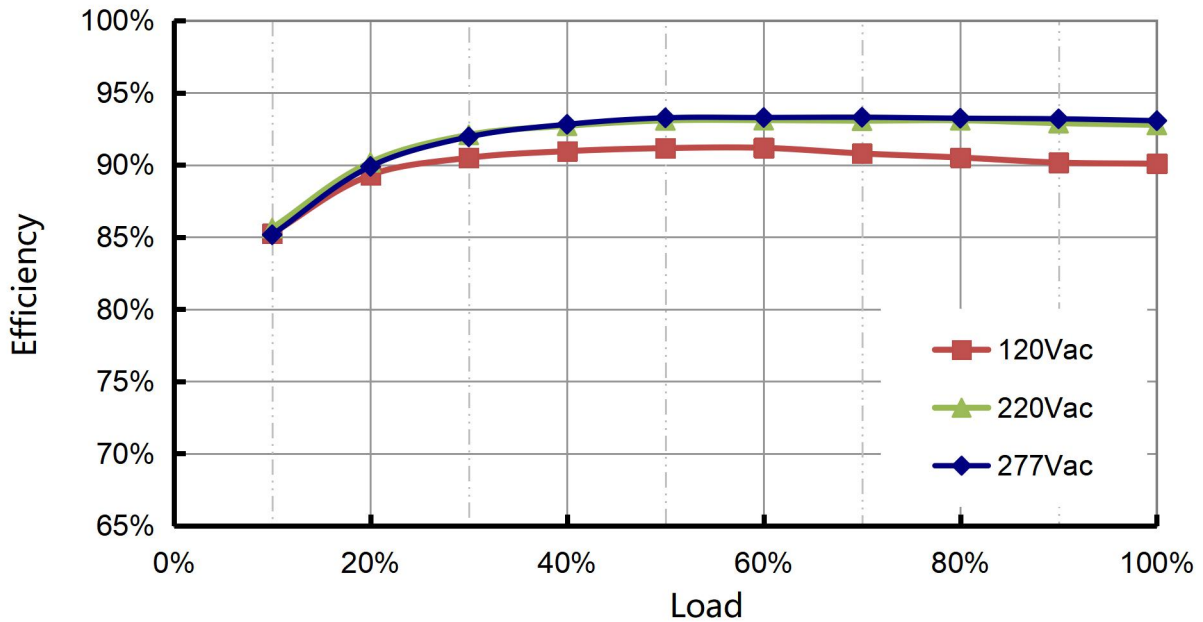


## 150W, 120-277Vac Input, Ultra High Temperature Long Life LED Driver

### Efficiency vs. Load (C140)

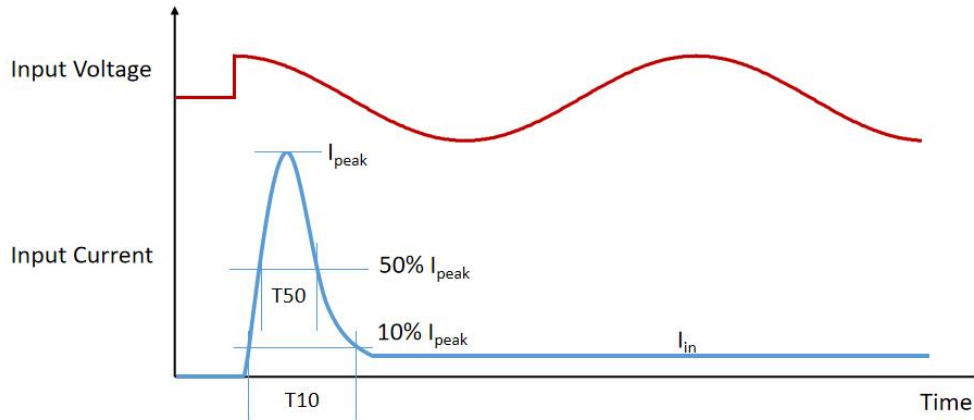


### Efficiency vs. Load (C210)



## 150W, 120-277Vac Input, Ultra High Temperature Long Life LED Driver

### Inrush Current



Input Voltage	$I_{peak}$	10% -10% T10 Duration	50% -50% T50 Duration
120Vac	37.2A	824 $\mu$ s	350 $\mu$ s
220Vac	66.8A	824 $\mu$ s	350 $\mu$ s
277Vac	90A	760 $\mu$ s	300 $\mu$ s

### - MCB Suggestion

Type	B10	B16	B25	B32	C10	C16	C25	C32	D10	D16	D25	D32
Driver Quantity	3	5	8	10	5	8	13	17	10	16	26	33

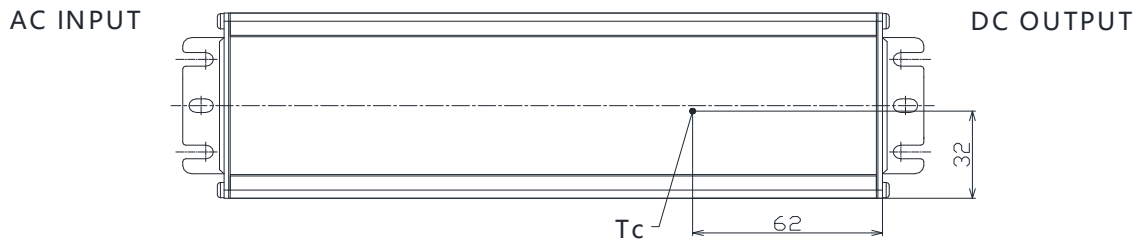
Note: Calculated with MCB S200 series manufactured by ABB at 230Vac Input condition

### Dielectric Strength

Unit: Vac	Input	Output	Dimming	Case
Input	-	3750	3750	1554
Output	3750	-	1554	1554
Dimming	3750	1554	-	1554
Case	1554	1554	1554	-

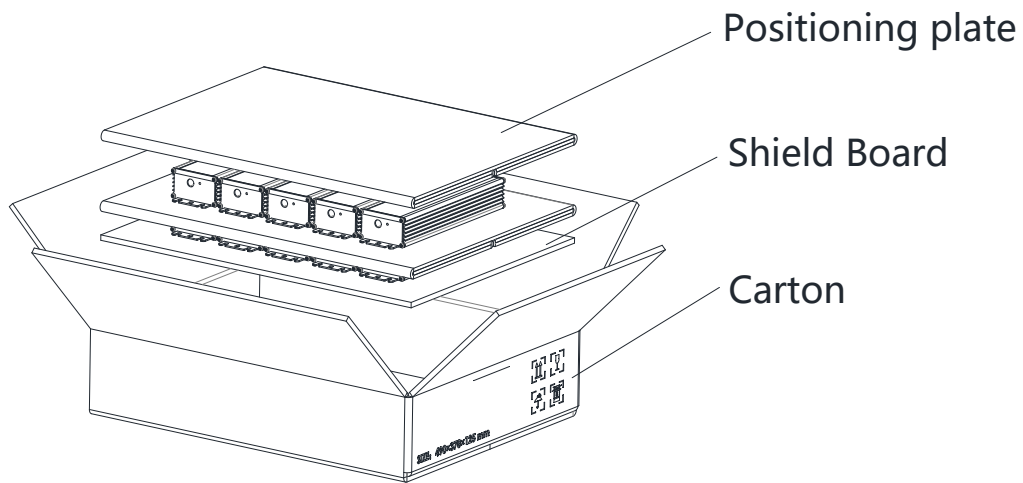
150W, 120-277Vac Input, Ultra High Temperature Long Life LED Driver

■ Tc Point



■ Packaging Information

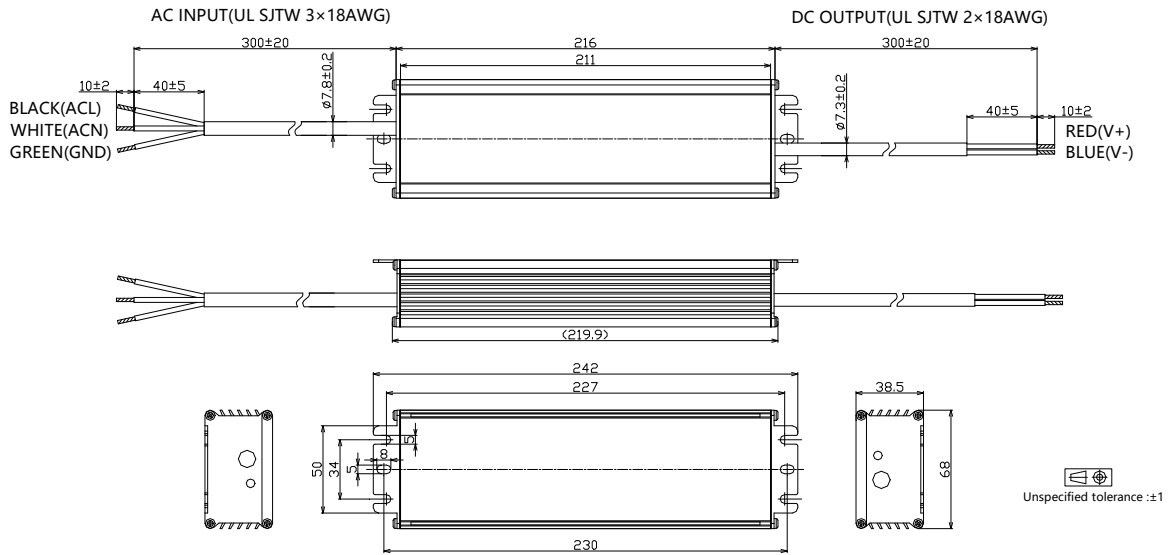
Typical Carton Dimension(L×W×H)	490×370×125 mm
Positioning plate	2pcs/carton
Shield Board	1pcs/carton
LED Drivers	10pcs/carton
Net Weight	11.0 kg/ carton
Gross Weight	11.9 kg/ carton



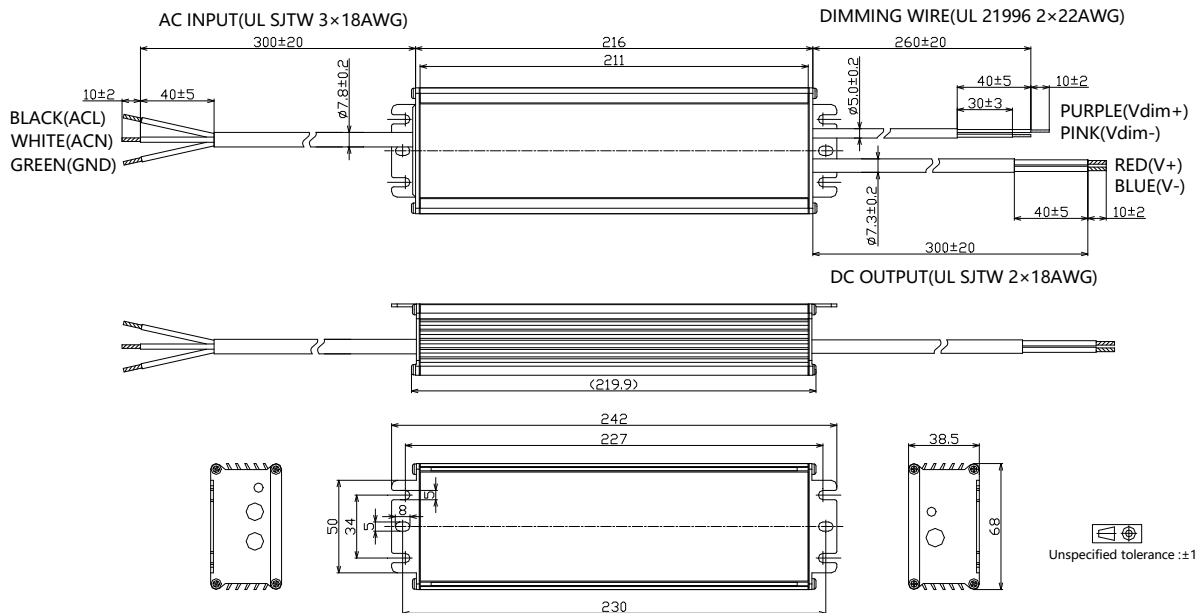
## 150W, 120-277Vac Input, Ultra High Temperature Long Life LED Driver

### Mechanical Design

#### BLD-150-Cxxx-NNU (UL Cable)

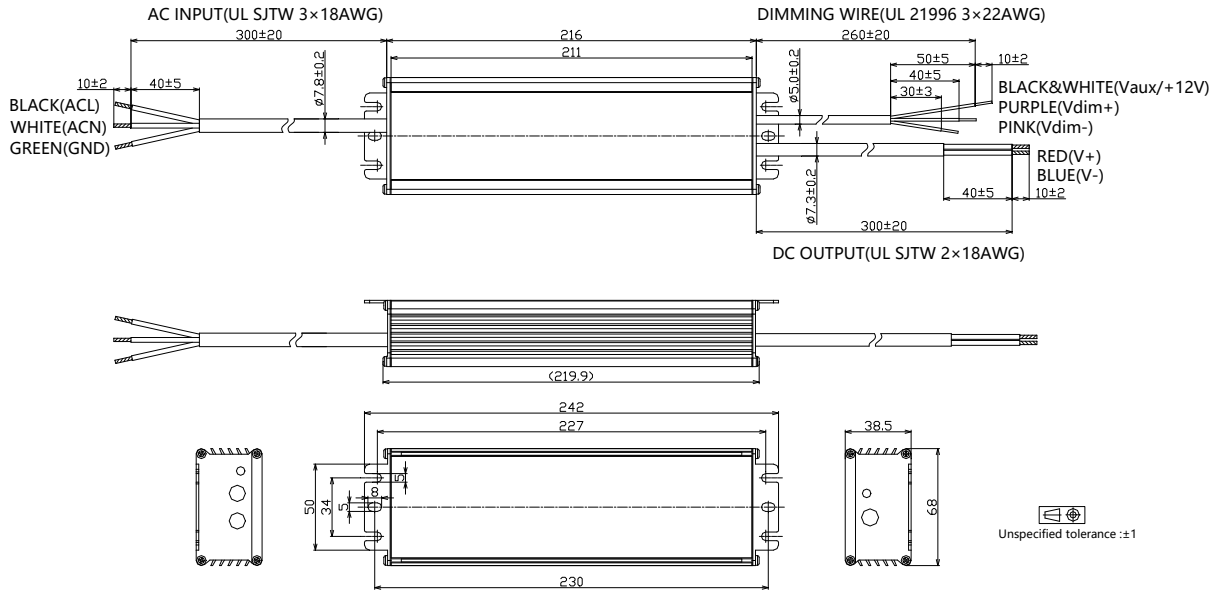


#### BLD-150-Cxxx-DNU (UL Cable)

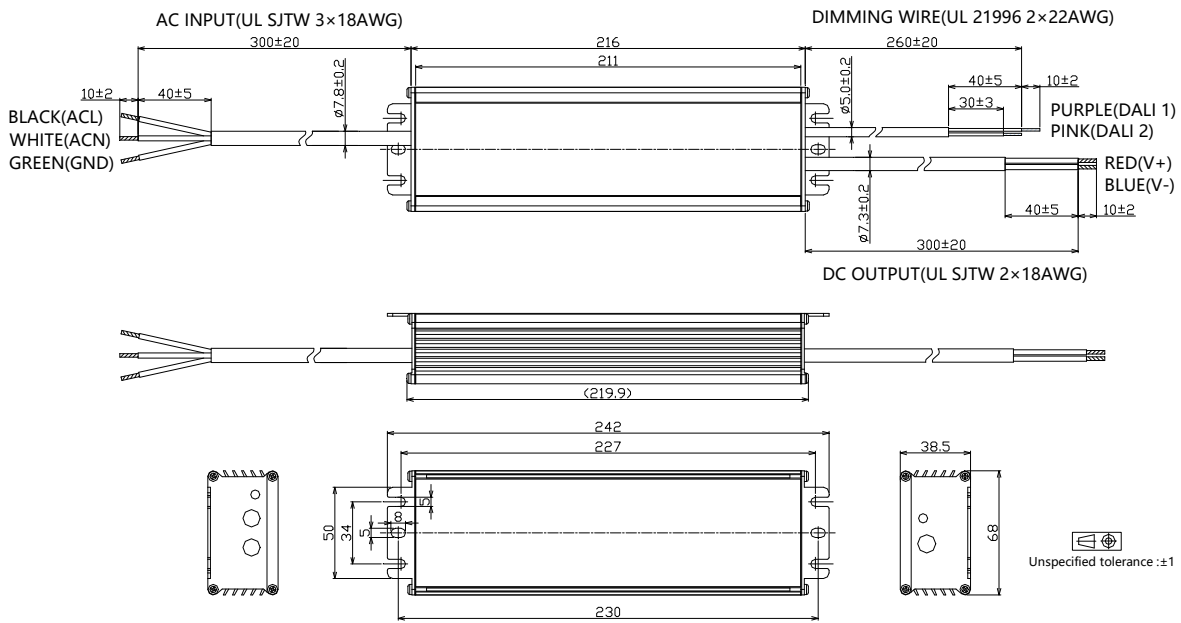


## 150W, 120-277Vac Input, Ultra High Temperature Long Life LED Driver

### - BLD-150-Cxxx-ENU (UL Cable)



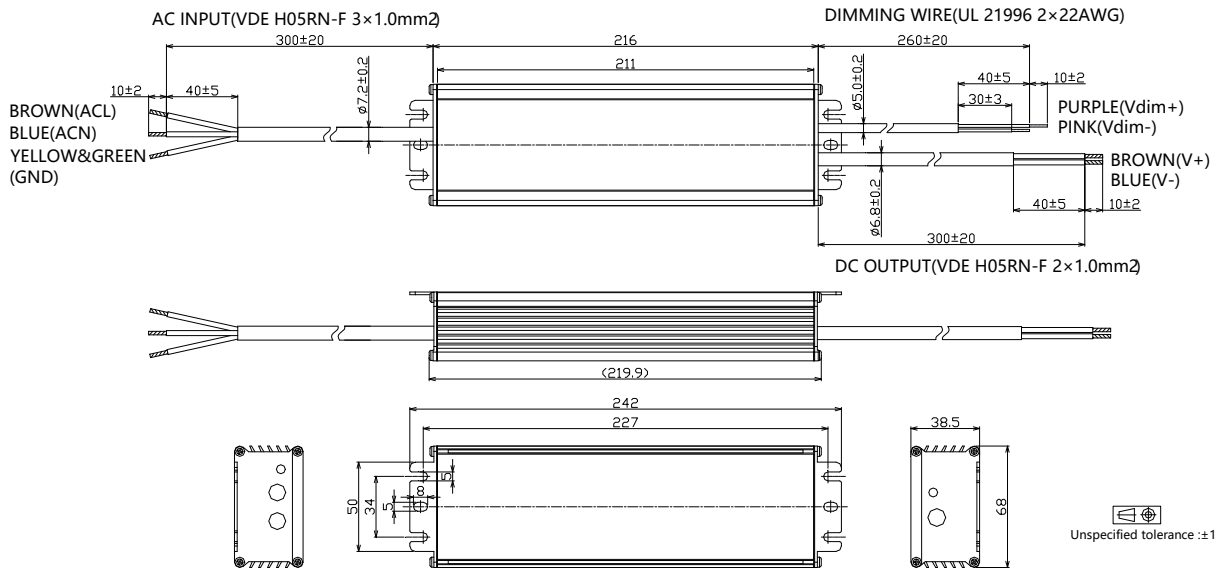
### - BLD-150-Cxxx-ANU (UL Cable)



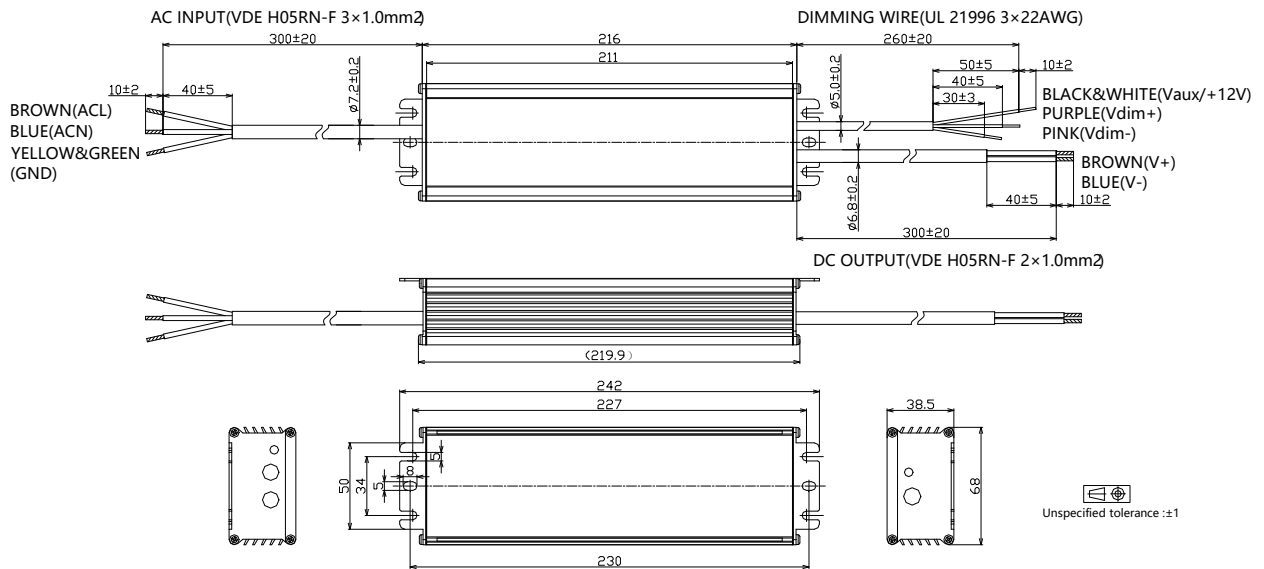


## 150W, 120-277Vac Input, Ultra High Temperature Long Life LED Driver

- **BLD-150-Cxxx-DNS (VDE Cable)**

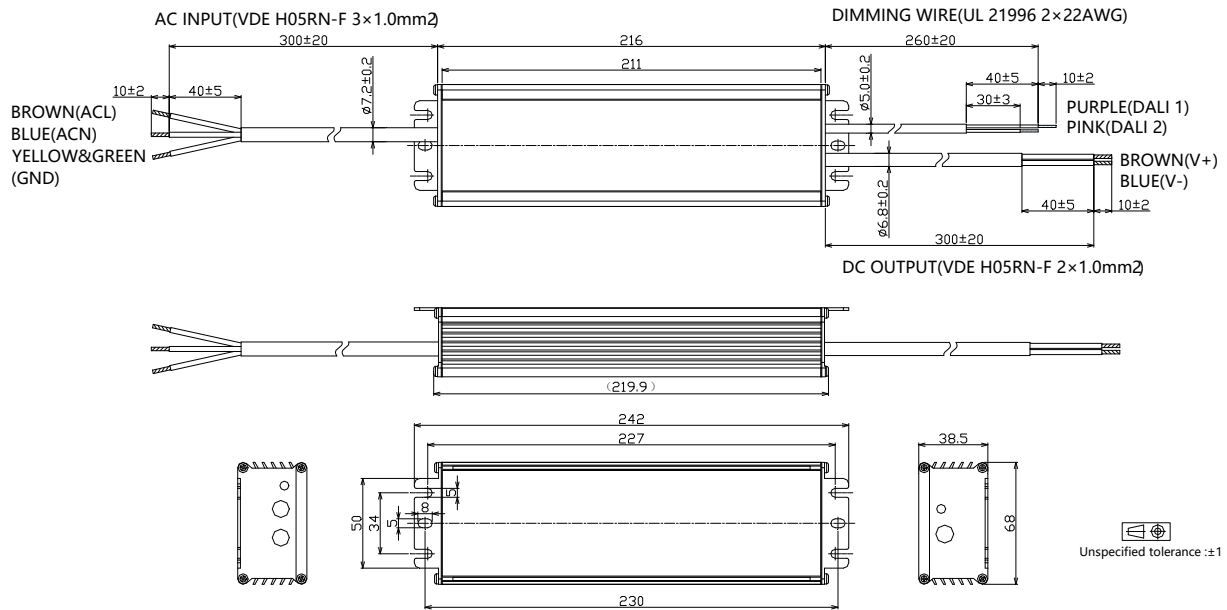


- **BLD-150-Cxxx-ENS (VDE Cable)**

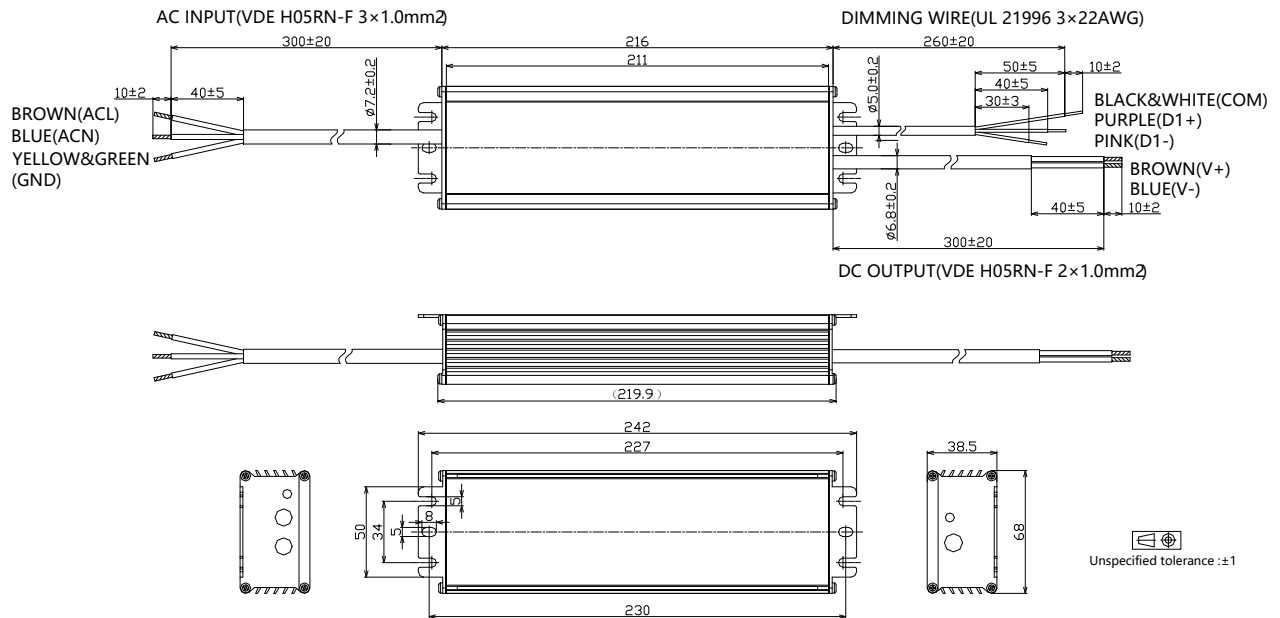


## 150W, 120-277Vac Input, Ultra High Temperature Long Life LED Driver

### - BLD-150-Cxxx-ANS (VDE Cable)



### - BLD-150-Cxxx-MNS (VDE Cable)



**150W, 120-277Vac Input, Ultra High Temperature Long Life LED Driver****■ Revision History**

Revision	Date	Contents
A	2020-03-22	First Release
B	2022-12-14	DMX RDM model updated
C	2023-07-14	Update cable selection table in Model List Section
D	2023-09-15	Update model selection table with -DN,-EN,DR models
E	2024-07-25	<ol style="list-style-type: none"><li>1. Fast dimming description added</li><li>2. Power factor, THD, efficiency curves updated by 10-100% load range</li><li>3. MCB usage and driver quantity section added</li><li>4. Inrush current data updated</li></ol>