



DRP-240

240W Single Output Industrial DIN RAIL Power Supply



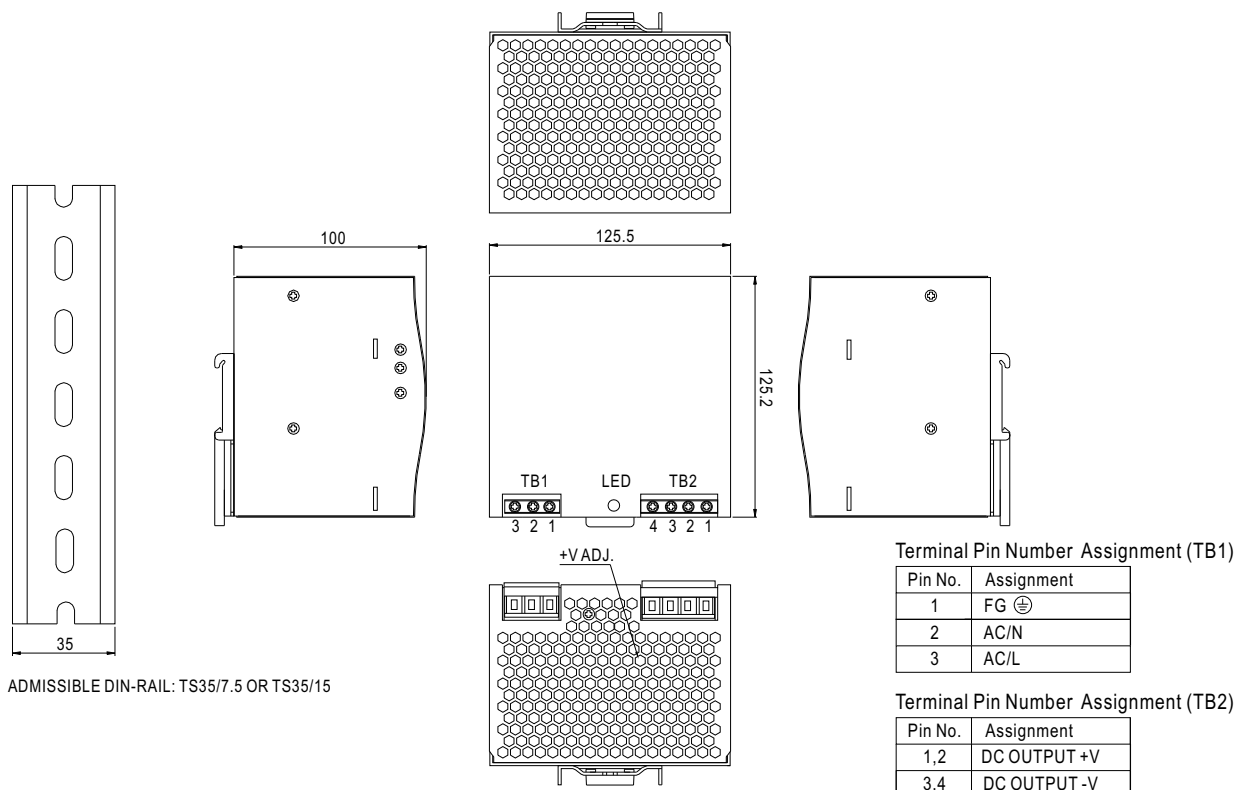
Features :

- Universal AC input / Full range
- Built in active PFC function
- Protections: Short circuit / Overload / Over voltage / Over temperature
- Cooling by free air convection
- Can be installed on DIN rail TS-35/7.5 or 15
- LED indicator for power on
- 100% full load burn-in test
- Fixed switching frequency at 100KHz
- 2 years warranty

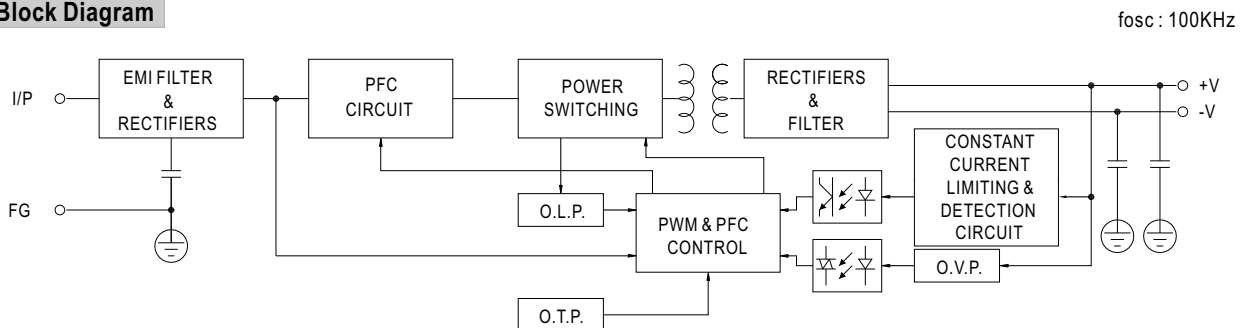
SPECIFICATION

MODEL		DRP-240-24		DRP-240-48	
OUTPUT	DC VOLTAGE	24V		48V	
	RATED CURRENT	10A		5A	
	CURRENT RANGE	0 ~ 10A		0 ~ 5A	
	RATED POWER	240W		240W	
	RIPPLE & NOISE (max.) <small>Note.2</small>	80mVp-p		150mVp-p	
	VOLTAGE ADJ. RANGE	24 ~ 28V		48 ~ 53V	
	VOLTAGE TOLERANCE <small>Note.3</small>	±1.0%		±1.0%	
	LINE REGULATION	±0.5%		±0.5%	
	LOAD REGULATION	±1.0%		±1.0%	
	SETUP, RISE TIME	800ms, 40ms/230VAC		800ms, 40ms/115VAC at full load	
HOLD UP TIME (Typ.)	24ms/230VAC		24ms/115VAC at full load		
INPUT	VOLTAGE RANGE <small>Note.5</small>	85 ~ 264VAC		120 ~ 370VDC	
	FREQUENCY RANGE	47 ~ 63Hz			
	POWER FACTOR (Typ.)	0.96/230VAC		0.99/115VAC at full load	
	EFFICIENCY (Typ.)	84%		85%	
	AC CURRENT (Typ.)	2.8A/115VAC		1.4A/230VAC	
	INRUSH CURRENT (Typ.)	COLD START 27A/115VAC		45A/230VAC	
LEAKAGE CURRENT	<3.5mA / 240VAC				
PROTECTION	OVERLOAD	105 ~ 150% rated output power Protection type : Constant current limiting, recovers automatically after fault condition is removed			
	OVER VOLTAGE	30 ~ 36V		54 ~ 60V	
	OVER TEMPERATURE	100°C ±5°C (TSW1)detect on heat sink of power transistor			
		Protection type : Shut down o/p voltage, recovers automatically after temperature goes down			
ENVIRONMENT	WORKING TEMP.	-10 ~ +70°C (Refer to "Derating Curve")			
	WORKING HUMIDITY	20 ~ 90% RH non-condensing			
	STORAGE TEMP., HUMIDITY	-20 ~ +85°C, 10 ~ 95% RH			
	TEMP. COEFFICIENT	±0.03%/°C (0 ~ 50°C)			
	VIBRATION	10 ~ 500Hz, 2G 10min./1cycle, 60min. each along X, Y, Z axes; Mounting: Compliance to IEC60068-2-6			
SAFETY & EMC (Note 4)	WITHSTAND VOLTAGE	I/P-O/P:3KVAC I/P-FG:1.5KVAC O/P-FG:0.5KVAC			
	ISOLATION RESISTANCE	I/P-O/P, I/P-FG, O/P-FG:100M Ohms/500VDC			
	EMC EMISSION	Compliance to EN55011,EN55022 (CISPR22) Class B, EN61000-3-2,-3			
	EMC IMMUNITY	Compliance to EN61000-4-2,3,4,5,6,8,11, EN55024, EN61000-6-2 (EN50082-2), heavy industry level, criteria A			
OTHERS	MTBF	289.9Khrs min. MIL-HDBK-217F (25°C)			
	DIMENSION	125.5*125.2*100mm (W*H*D)			
NOTE	1. All parameters NOT specially mentioned are measured at 230VAC input, rated load and 25°C of ambient temperature. 2. Ripple & noise are measured at 20MHz of bandwidth by using a 12" twisted pair-wire terminated with a 0.1uf & 47uf parallel capacitor. 3. Tolerance : includes set up tolerance, line regulation and load regulation. 4. The power supply is considered a component which will be installed into a final equipment. The final equipment must be re-confirmed that it still meets EMC directives. 5. Derating may be needed under low input voltages. Please check the derating curve for more details.				

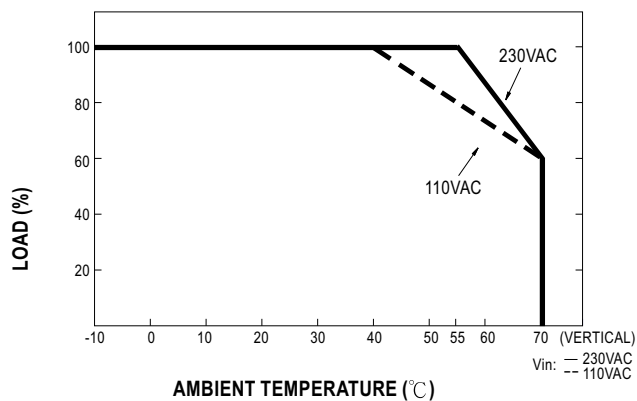
Mechanical Specification



Block Diagram



Derating Curve



Output derating VS input voltage

