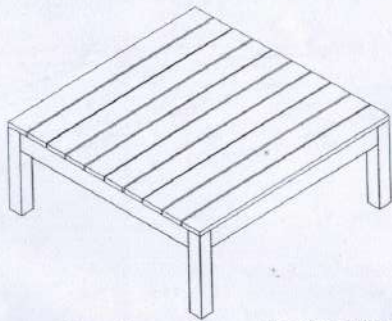


# ASSEMBLY INSTRUCTION

HUC32253-1

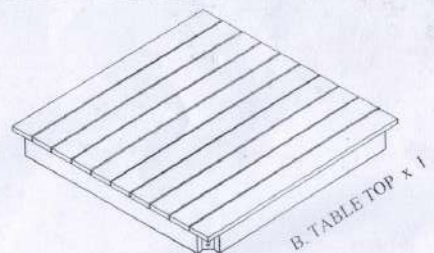


These instructions must be used to ease the assembly of your furniture.  
Please ensure that you have all the components before assembly.  
Remember to place the part on a carpeted floor or blanket in order to protect them from damage while you assemble.

## COMPONENTS



A. LEGS x 4




B. TABLE TOP x 1

① WASHERS = 8pcs

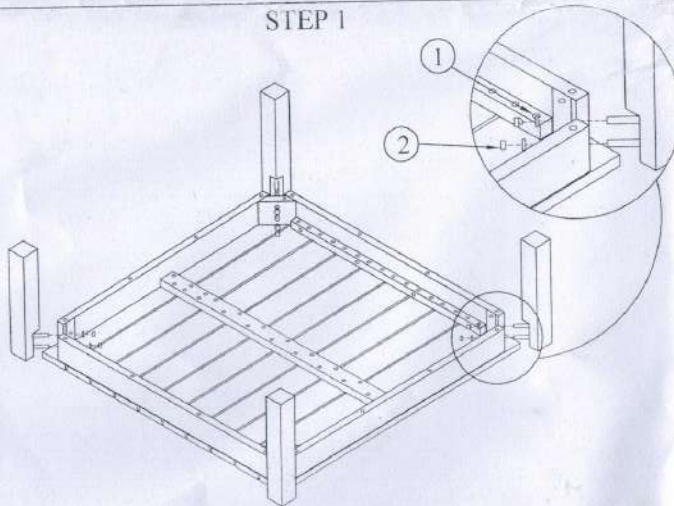


② LOCK NUTS = 8pcs

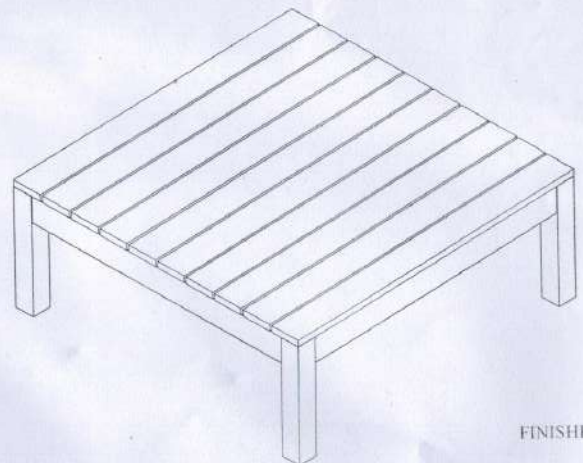


③ KEY = 1pc

## STEP 1



## STEP 2



FINISHED