

## FLUSH MOUNTED FUSE BOX



4' FLUSH MOUNTED FUSE BOX



6' FLUSH MOUNTED FUSE BOX



8' FLUSH MOUNTED FUSE BOX



12' FLUSH MOUNTED FUSE BOX










18' FLUSH MOUNTED FUSE BOX



24' FLUSH MOUNTED FUSE BOX



36' FLUSH MOUNTED FUSE BOX

|   | CODE           | DESCRIPTION                | BOX QUANTITY |
|---|----------------|----------------------------|--------------|
|  | 330-010200-004 | 4' FLUSH MOUNTED FUSE BOX  | 30           |
|  | 330-010200-006 | 6' FLUSH MOUNTED FUSE BOX  | 24           |
|  | 330-010200-008 | 8' FLUSH MOUNTED FUSE BOX  | 20           |
|  | 330-010200-012 | 12' FLUSH MOUNTED FUSE BOX | 16           |
|  | 330-010200-018 | 18' FLUSH MOUNTED FUSE BOX | 12           |
|  | 330-010200-024 | 24' FLUSH MOUNTED FUSE BOX | 8            |
|  | 330-010200-036 | 36' FLUSH MOUNTED FUSE BOX | 5            |

## SURFACE MOUNTED FUSE BOX



4' SURFACE MOUNTED FUSE BOX



6' SURFACE MOUNTED FUSE BOX



8' SURFACE MOUNTED FUSE BOX



12' SURFACE MOUNTED FUSE BOX










18' SURFACE MOUNTED FUSE BOX



24' SURFACE MOUNTED FUSE BOX










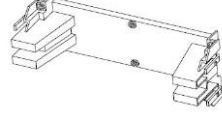
36' SURFACE MOUNTED FUSE BOX

|   | CODE           | DESCRIPTION                  | BOX QUANTITY |
|---|----------------|------------------------------|--------------|
|  | 330-010100-004 | 4' SURFACE MOUNTED FUSE BOX  | 30           |
|  | 330-010100-006 | 6' SURFACE MOUNTED FUSE BOX  | 24           |
|  | 330-010100-008 | 8' SURFACE MOUNTED FUSE BOX  | 20           |
|  | 330-010100-012 | 12' SURFACE MOUNTED FUSE BOX | 16           |
|  | 330-010100-018 | 18' SURFACE MOUNTED FUSE BOX | 12           |
|  | 330-010100-024 | 24' SURFACE MOUNTED FUSE BOX | 8            |
|  | 330-010100-036 | 36' SURFACE MOUNTED FUSE BOX | 5            |








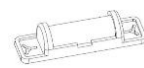
# OVIVO ELECTRIC

## SİGORTA KUTUSU / FUSE BOX



SIVA ALTI SERİSİ / FLUSH MOUNTED SERİA / ВСТРАИВАЕМАЯ СЕРИЯ / MONTAJ İNCASTRAT / سلسلة القواطع الداخلية

|   |                                |   |                                |   |                                |   |                                |
|---|--------------------------------|---|--------------------------------|---|--------------------------------|---|--------------------------------|
| <b>4</b> Max.sigorta Adedi<br>Max. fuse Quantity                                  | PRODUCT CODE<br>330-010200-004 | <b>6</b> Max.sigorta Adedi<br>Max. fuse Quantity                                  | PRODUCT CODE<br>330-010200-006 | <b>8</b> Max.sigorta Adedi<br>Max. fuse Quantity                                  | PRODUCT CODE<br>330-010200-008 | <b>12</b> Max.sigorta Adedi<br>Max. fuse Quantity                                   | PRODUCT CODE<br>330-010200-012 |
|  |                                |  |                                |  |                                |  |                                |
| <b>18</b> Max.sigorta Adedi<br>Max. fuse Quantity                                 | PRODUCT CODE<br>330-010200-018 | <b>24</b> Max.sigorta Adedi<br>Max. fuse Quantity                                 | PRODUCT CODE<br>330-010200-024 | <b>36</b> Max.sigorta Adedi<br>Max. fuse Quantity                                 | PRODUCT CODE<br>330-010200-036 | Modüler Birleştirme Parçası<br>Boxe coupling part                                   |                                |
|  |                                |  |                                |  |                                |  |                                |

SIVA ÜSTÜ SERİSİ / SURFACE MOUNT SERİA / НАВЕСНАЯ СЕРИЯ / MONTAJ APLICAT / سلسلة علب القواطع الخارجية

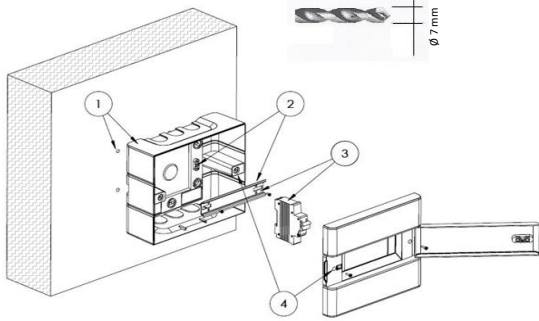
|   |                                |   |                                |   |                                |   |                                |
|---|--------------------------------|---|--------------------------------|---|--------------------------------|---|--------------------------------|
| <b>4</b> Max.sigorta Adedi<br>Max. fuse Quantity                                    | PRODUCT CODE<br>330-010100-004 | <b>6</b> Max.sigorta Adedi<br>Max. fuse Quantity                                    | PRODUCT CODE<br>330-010100-006 | <b>8</b> Max.sigorta Adedi<br>Max. fuse Quantity                                    | PRODUCT CODE<br>330-010100-008 | <b>12</b> Max.sigorta Adedi<br>Max. fuse Quantity                                     | PRODUCT CODE<br>330-010100-012 |
|  |                                |  |                                |  |                                |  |                                |
| <b>18</b> Max.sigorta Adedi<br>Max. fuse Quantity                                   | PRODUCT CODE<br>330-010100-018 | <b>24</b> Max.sigorta Adedi<br>Max. fuse Quantity                                   | PRODUCT CODE<br>330-010100-024 | <b>36</b> Max.sigorta Adedi<br>Max. fuse Quantity                                   | PRODUCT CODE<br>330-010100-036 | Terazi Tüpü<br>Spirit level   |                                |
|  |                                |  |                                |  |                                |  |                                |

### Topraklama Blokları Tablosu / Grounding Terminal Blocks/

| Topraklama Blokları<br>Terminal Bloks  | 4                  |   | 6                  |   | 8                  |   | 12                 |   | 18                 |   | 24                 |   | 36                 |   |
|--|--------------------|---|--------------------|---|--------------------|---|--------------------|---|--------------------|---|--------------------|---|--------------------|---|
|  | 8003340<br>8003330 |   | 8003360<br>8003350 |   | 8003380<br>8003370 |   | 8003400<br>8003390 |   | 8003420<br>8003410 |   | 8003440<br>8003430 |   | 8003460<br>8003450 |   |
| <br>(Ø 5,5 x 2) + (Ø 4,5 x 2) | N                  | N | N                  | 1 | N                  | N | N                  | 2 | N                  | N | N                  | N | N                  | N |
| <br>(Ø 5,5 x 2) + (Ø 4,5 x 4) |                    |   |                    |   |                    | 1 | 1                  |   |                    | 1 |                    | 2 | 3                  |   |

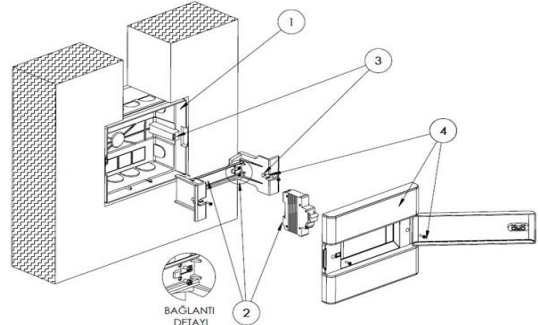
## MONTAJ BİLGİLERİ / ASSEMBLY INSTRUCTIONS

### SIVA ÜSTÜ SURFACE MOUNT



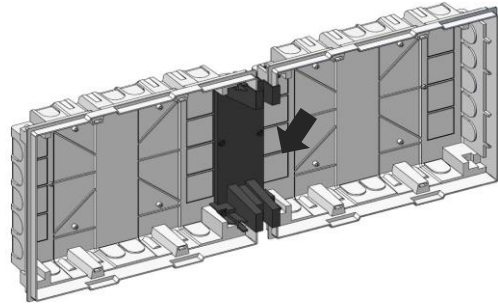
- 1 Duvara delik açılması ve dübel takılması.  
Drilling the wall and fixing the pegs.
- 2 Rayın , topraklama bloğunun vidalarıyla montajı.  
Fixation of rail and carthing terminal block with its screws.
- 3 Sigortaların montajı, faz, topraklama ve nötr kabloların bağlanması.  
Assembly of circuit-breakers, connection of lag, carthing and neutral cables.
- 4 Üst kapağın ambalaj içerisinde yer alan vidalarla sabitlenmesi.  
Fixation of upper case with screws provided in package.

### SIVA ALTI FLUSH MOUNT

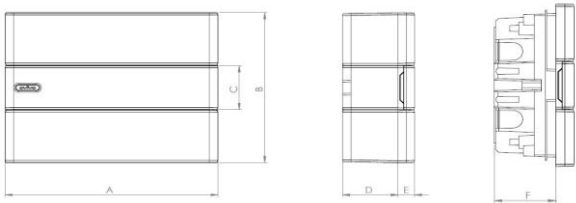


- 1 Sıva altı kasanın duvara montajı , kablo çekilmesi.  
Assembly of flush mount box, cable installation.
- 2 Rayın ve topraklama bloğunun vidalarıyla montajı.  
Fixation of rail and carthing terminal block with its screws.
- 3 Sigortaların montajı, faz, topraklama ve nötr kabloların bağlanması.  
Assembly of circuit-breakers, connection of lag, carthing and neutral cables.
- 4 Üst kapağın ambalaj içerisinde yer alan vidalarla sabitlenmesi.  
Fixation of upper case with screws provided in package.

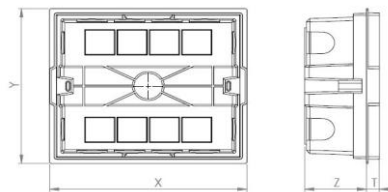
- 1 Modüler Birleştirme Parçasının vida ile montajı ( 340-010200-024 / 340-010200-036 )  
Combining by coupling part



### GENEL ÖLÇÜLER (mm) GENERAL DIM. (mm)



### SIVA ALTI FLUSH MOUNT



### MONTAJ ÖLÇÜLERİ (mm) FIXING DIM. (mm)

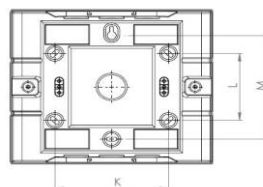
| PRODUCT CODE   | X   | Y   | Z  | T  |
|----------------|-----|-----|----|----|
| 330-010200-004 | 139 | 145 | 66 | 14 |
| 330-010200-006 | 175 | 145 | 66 | 14 |
| 330-010200-008 | 211 | 181 | 66 | 14 |
| 330-010200-012 | 283 | 213 | 66 | 14 |
| 330-010200-018 | 391 | 213 | 66 | 14 |
| 330-010200-024 | 283 | 338 | 66 | 14 |
| 330-010200-036 | 283 | 463 | 66 | 14 |

DIMENSIONS : mm

| PRODUCT CODE                    | A   | B   | C   | D  | E    | F  |
|---------------------------------|-----|-----|-----|----|------|----|
| 330-010100-004 / 330-010200-004 | 156 | 162 | 67  | 78 | 23,5 | 80 |
| 330-010100-006 / 330-010200-006 | 192 | 162 | 67  | 78 | 23,5 | 80 |
| 330-010100-008 / 330-010200-008 | 228 | 198 | 67  | 78 | 23,5 | 80 |
| 330-010100-012 / 330-010200-012 | 300 | 230 | 67  | 78 | 23,5 | 80 |
| 330-010100-018 / 330-010200-018 | 408 | 230 | 67  | 78 | 23,5 | 80 |
| 330-010100-024 / 330-010200-024 | 300 | 355 | 192 | 78 | 23,5 | 80 |
| 330-010100-036 / 330-010200-036 | 300 | 480 | 317 | 78 | 23,5 | 80 |

DIMENSIONS : mm

### SIVA ÜSTÜ SURFACE MOUNT



| PRODUCT CODE   | K   | L   | M   |
|----------------|-----|-----|-----|
| 330-010100-004 | 59  | 100 | 100 |
| 330-010100-006 | 95  | 100 | 100 |
| 330-010100-008 | 128 | 86  | 133 |
| 330-010100-012 | 200 | 160 | 167 |
| 330-010100-018 | 308 | 160 | 167 |
| 330-010100-024 | 200 | 285 | 292 |
| 330-010100-036 | 200 | 410 | 417 |

DIMENSIONS : mm