
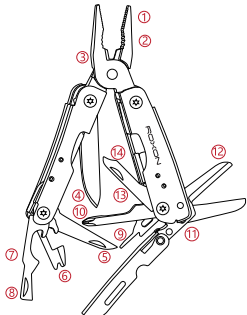


尺寸: 154*89mm



ITEM NO: M2
MULTI MULTITool

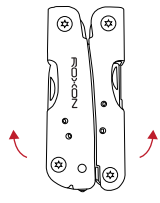
1) Functions and Material



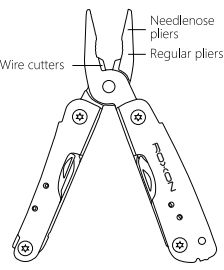
1. Needle nose pliers	2. Regular pliers
3. Wire cutters	4. Knife
5. Awl	6. Can opener
7. Bottle opener	8. Box opener
9. Flat screwdriver (small)	
10. Phillips screwdriver	
11. Glass breaker	12. Scissors
13. Nail file	14. Nail cleaner

Material: 3Cr13, 2Cr13, PA66

2) Using the Pliers



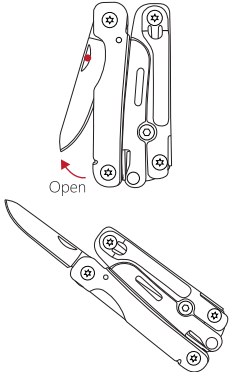
Open the pliers handle



Needle nose pliers
Regular pliers
Wire cutters

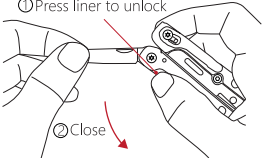
3) Using the Knife

Opening the knife



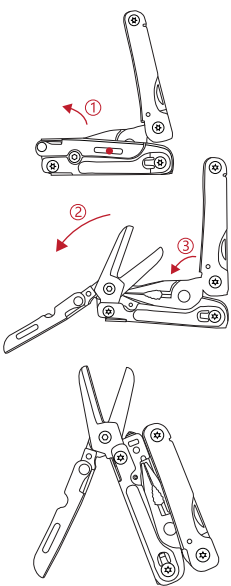
Open

Closing the knife



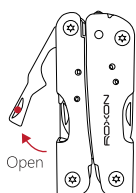
① Press liner to unlock
② Close

4) Using the Scissors

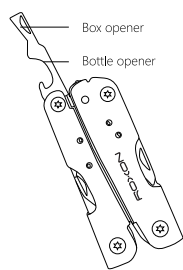


正面

5) Using the Bottle opener and Box opener

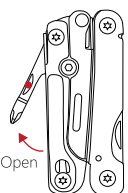


Open

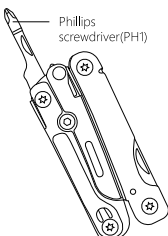


Box opener
Bottle opener

6) Using the Phillips screwdriver

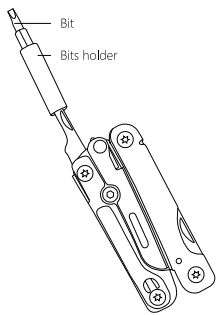


Open

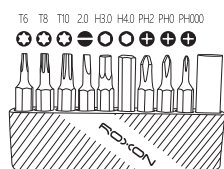


Phillips screwdriver (PH1)

7) Using the Bits holder



Bit
Bits holder



T6 T8 T10 Z0 H3.0 H4.0 PH2 PH0 PH000

Operation & maintenance


Keeping your multi-tool clean and fully dry, especially after use. When necessary, rinse the tool in fresh water, or with a mild solution of diluted soap and water, and completely dry the tool with a soft cotton cloth. Apply a light coat of water-displacing oil (such as WD-40 or 3-IN-1) or other desiccant (a drying agent), and then wipe down and lightly lubricate the tool's surface and pivot points. (Avoid harsh detergents such as laundry or dish soap, and chlorine products). It is best not to immerse your folding tool in water.

CAUTION!

Keep working part of the tool away from hands and body. Sharpening, cutting, shearing etc. functions of our tools are capable of causing serious injury. Keep it away from children.

<http://www.roxontool.com>
CHAMFUN INDUSTRIAL CO., LTD.
(YANGJIANG)

10 Years Warranty



For more information

★ Same operation on other tools

★ Same operation on other tools

★ The package contains the bits and bits holder.

反面