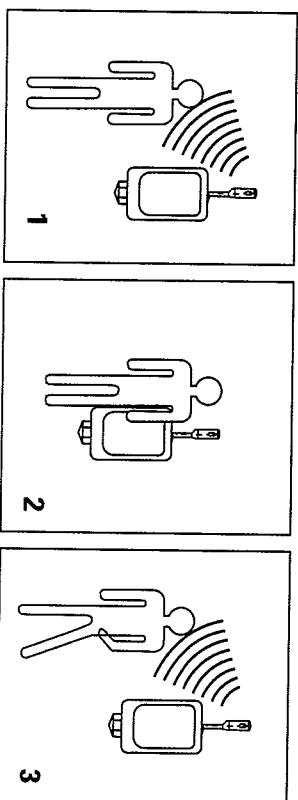


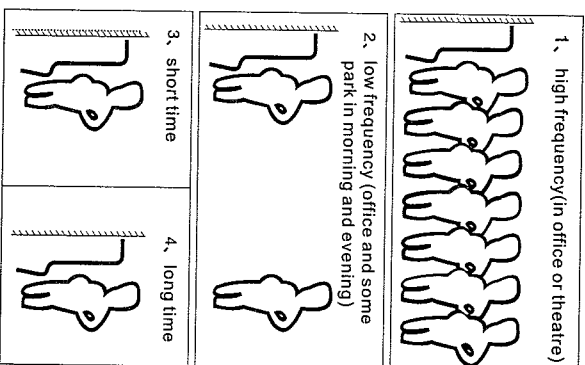
» USE INTRODUCTION



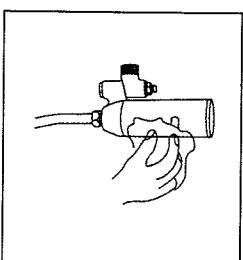
Red light will blink one time every 3S when one stands in detection zone. It flushes 2S firstly, then it will flush 6S once one leaves the zone.

INTELLIGENT FLUSHING MODE

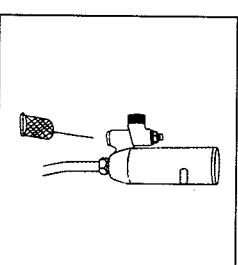
1. Detection confirmation time is 3S
2. common state : when one approaches detection zone about 3S, the flusher will flush 2S for first section, when leaving the zone it will flush (A) 4S or 6S (B) for second section.
A: There are 4S for second section flushing when in detection zone within 10S.
B: There are 6S for second section flushing when in zone over 10S.
3. According to time of flusher which isn't used, we measure the use frequency.
※ If flusher isn't used for a certain time (over 1 minutes), it can be seemed as common use frequency and it will execute common two sections flushing.
※ Flusher isn't used for a short time (within 1 minute), it can seemed as frequent use. There is only last section flushing and the time of flushing is decided by occupied time (refer to point A and B), if there are five times continuous frequent use as above, there is one time for common two sections flushing.



» PROTECTION AND MAINTENANCE



Please clean sensor display lightly with dry towel so that make sensor display clear

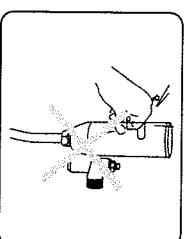


Clean strainer net:

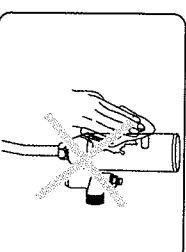
Note: it will influence the detection zone (which is settled before sales) whether the sensor display is clear.

It will decrease the water volume when there are some sundries in pipe, so please turn out strainer net to clean it.
Note close water switch before pull out strainer net.

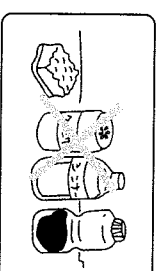
» WARNING PROCEEDS



Don't hit it, or it may bring some troubles



Don't clean it with water directly



Don't clean it with erosion cleanser